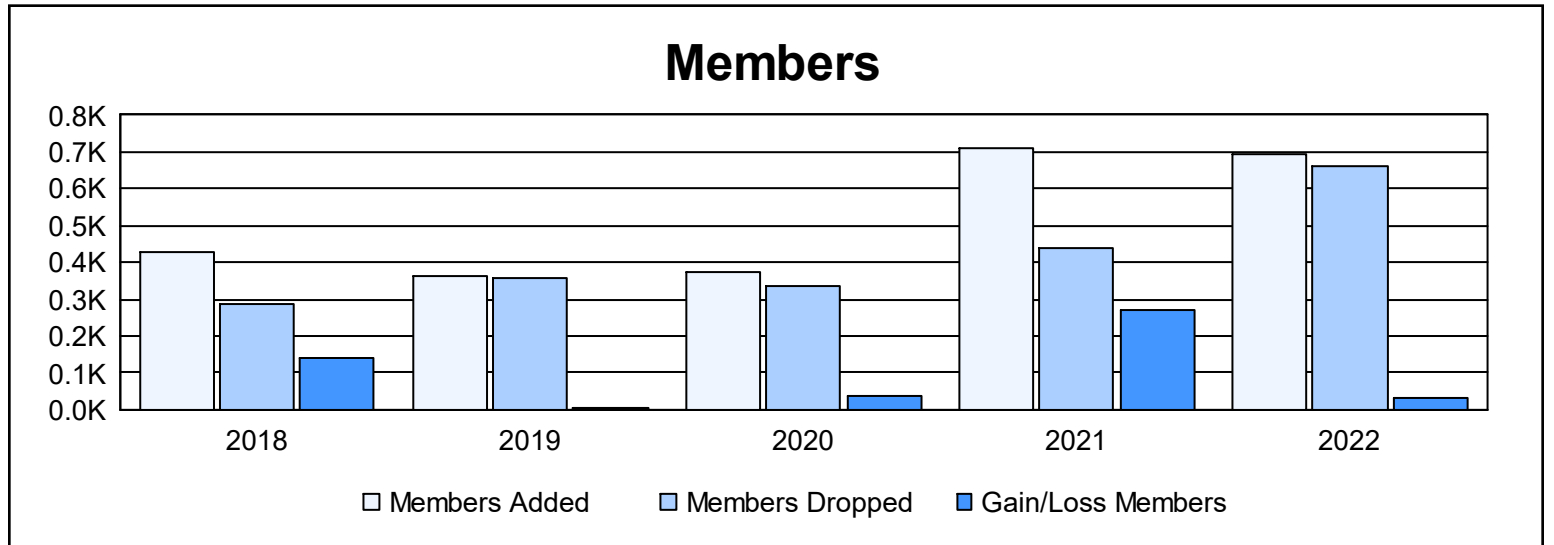
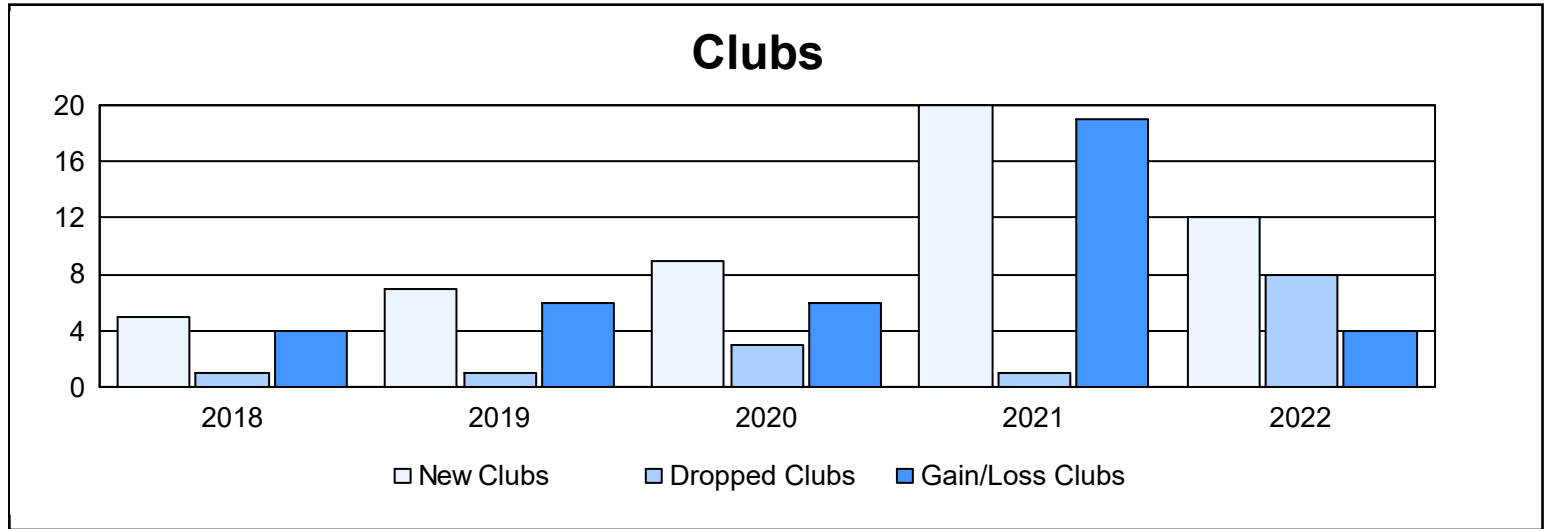
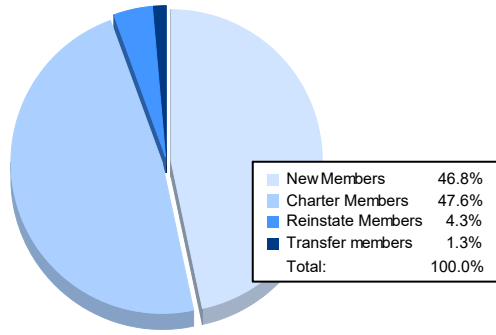


Year	New Clubs	Dropped Clubs	Gain/Loss Clubs	New Members	Charter Members	Reinstate Members	Transfer Members	Total Member Added	Total Members Dropped	Gain/Loss Members
2017-2018	5	1	4	281	134	12	2	429	289	140
2018-2019	7	1	6	188	166	3	5	362	356	6
2019-2020	9	3	6	146	197	28	3	374	338	36
2020-2021	20	1	19	283	394	32	0	709	437	272
2021-2022	12	8	4	324	330	30	9	693	663	30
<b>Average</b>	<b>11</b>	<b>3</b>	<b>8</b>	<b>244</b>	<b>244</b>	<b>21</b>	<b>4</b>	<b>513</b>	<b>417</b>	<b>97</b>



### Membership Composition June 2022 Cumulative



### Gender Composition June 2022 Cumulative

